




FULL-SIZE BLAZER, SUBURBAN, BONUS/CREW CAB





SUBURBAN...



TOUGH, VERSATILE CARRIER

The Suburban is all that you'd expect a truck to be, tough, with truck components, including a strong separate ladder frame. It's also a full-size wagon that's perfectly competent in carrying people and cargo. For all its truck-tough ways, Suburban comes across as very pleasant and comfortable, with a passenger car's luxury, and smooth ride.

With the standard seating for six, there is still room for 2.96 cu m (104.4 cu ft) for cargo. It can also carry up to nine adults, with the available rear bench seat, with plenty of room left for baggage. But, with the rear seat removed, and the centre seat folded, there's a floor over 2.5 m (8.35 ft) long, with 4.73 cu m (167 cu ft) of cargo space. And it hauls truck-size payloads, too.

OUTSTANDING TOWING POWER

Very many Suburbans are also used for trailering and it's easy to see why. In this era of smaller vehicles and smaller engines, Chevrolet's Suburban is one of the few vehicles to offer full-size roominess, comfort, and pulling power.

The Suburban can handle big trailers with ease. A Series R20 2-WD unit with proper trailering equipment can tow up to 4309 kg (9500 lb), with a Gross Combination Weight Rating (GCWR) of 7257.6 kg (16,000 lb), including Suburban, passengers, trailer, cargo and equipment. See page 16.

CHOICE OF ENGINES

Two big gasoline engines are available for Suburban power, the 5.7L EFI V8 for all, or the 7.4L EFI V8 for Series R20 models — both with Electronic Fuel Injection and contemporary design. Or choose the 6.2L V8 diesel — another powerful, efficient, modern engine.

4-WHEEL DRIVE, TOO

The Chevrolet Suburban, unlike other wagons, is also available with 4-wheel drive which further increases its versatility and potential. It can carry people, tools and equipment virtually anywhere. And 4-WD gives superb traction for trailering. (See page 14.)

WELL-EQUIPPED

Power steering, power brakes, steel-belted radial tires, and Delco Freedom II+ batteries are all standard. And, also standard are XL (extra load range) tires, plus whitewalls on R&V10 Suburbans. Standard, too, for all 1988 Suburbans are the gauge package with new trip odometer, painted below eyeliner mirrors, heavy-duty front heater, Custom Vinyl trim, cigarette lighter, dual horns, AM radio, headlamp warning buzzer, tailgate with electrically-operated window (panel-type rear doors are available) and a big 117-litre (25.8-gallon) fuel tank for more range (slightly larger on diesel engine models).

SUPERWAGON



Series 20 2-WD Silverado Suburban with Exterior Decor Package and other available equipment.



INDEX

SUBURBAN: Pages 2-5
FULL-SIZE BLAZER: Pages 6-9
BONUS/CREW CAB: Pages 10-13
4-WHEEL DRIVE: Page 14
ENGINES: Page 15
OPTIONS: Pages 16-17
EQUIPMENT, COLOURS,
TECHNICAL DATA: Pages 18-19

Series 10 2-WD Silverado Suburban with Exterior Decor Package. Tires are supplied by various manufacturers.



Silverado interior with available seating and Custom Cloth seat trim

STANDARD PAINT COLOURS

Suburban offers 10 solid paint colours four of which are new. See page 19.



SPECIAL TWO-TONE

This available two-tone includes a distinctive paint scheme plus bright wheel opening mouldings on Scottsdale models.



EXTERIOR DECOR PACKAGE

This available package includes the mouldings described above plus upper body side and rear decal stripes coordinated to your choice of 44 two-tone paint combinations.



Silverado instrument cluster with standard gauge package and new trip odometer. Gauges and speedometers on Canadian-marketed Light Duty Trucks are displayed in metric units with appropriate international symbols.

Scottsdale interior with Custom Vinyl seat trim.



SUBURBAN COMFORT, LOOKS

TWO INTERIOR CHOICES

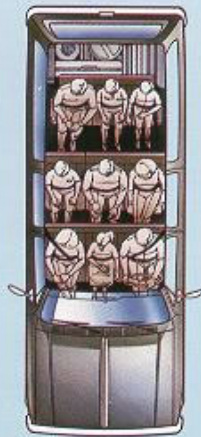
There's Scottsdale trim, now standard (replaces former Custom Deluxe trim), with Custom Vinyl seat upholstery and other niceties included. Or choose the uplevel Silverado treatment that also has been upgraded. The full-size comfort begins with the standard 3-passenger front bench seat and the standard 3-passenger centre seat. Or you can order two available high-back reclining front bucket seats on Silverado models. The available 3-passenger rear bench seat can increase seating capacity to nine persons.

SCOTTSDALE TRIM

Scottsdale, our new upgraded standard interior, presents a very comfortable but practical environment. Seats are covered in Custom Vinyl. Custom Cloth trim is available. Other standard features include: colour-keyed dual sunshades; door trim panels with integral armrests; tinted windows all-around; full-length insulated headliner; full-length colour-keyed rubber floor covering; and front and rear dome lamps with door switches. Mouldings and bright trim dress up the exterior.

SILVERADO

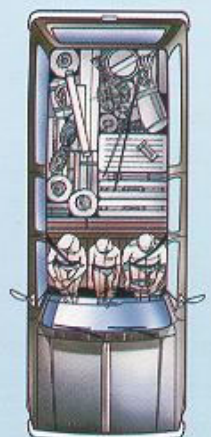
For those that demand the best, it's Silverado in 1988. New for '88 are dual halogen headlamps, rally wheels on Series 10 models, power door locks, passenger assist straps at outboard front and centre seating positions, front and rear floor mats, deep-tinted side and rear window glass, full-feature stereo radio, and - with automatic transmission only - a Comfortilt steering wheel and intermittent windshield wipers. Standard luxurious 6-passenger seating is available in your choice of Custom Vinyl or Custom Cloth seat trim. See page 18 for more details.



9-person seating with standard front bench seat, standard folding centre seat and available rear bench seat



5-person seating with available front bucket seats and standard centre bench seat



3-person seating with standard front bench seat. The standard second seat is shown folded.



FULL-SIZE

ROUGH AND READY

Chevrolet's Full-Size Blazer is a big, brawny sport utility vehicle, which is pretty difficult to beat. It's roomy, on a 2705 mm (106.5 in) wheelbase. It's powerful with its big, strong 5.7L EFI V8 standard engine. It goes almost anywhere because 4-wheel drive is standard. The Blazer gives you a lot of truck that can easily negotiate the toughest terrain and still excel in the more genteel occupations.

VERSATILE PERFORMER

The Full-Size Blazer can carry people and/or cargo to town, around town or to the most out-of-the-way places. And it even makes a great trailering vehicle thanks to its manoeuvrability and great 4-wheel drive traction.

On the inside, the Blazer can seat two persons in the standard high-back bucket front seats, and three more with the standard folding rear bench seat. There's also 1.5 cu m (51.5 cu ft) of cargo volume, with the rear seat ready for passengers. And, with the rear seat folded, the volume increases to 3.0 cu m (106.5 cu ft), on a load floor that's almost 1.5 m (5 ft) long.

As for muscle, the standard GVW rating is a whopping 2767 kg (6100 lb) which provides for hefty payloads. That's space and load-carrying capacity that you just can't get in smaller wagons or compact utility trucks.

UPGRADED POWER

To further boost the Blazer's can-do image, the standard powerplant has been upgraded to the 5.7L gasoline EFI V8 which produces 210 SAE net horsepower. This is a modern engine with Electronic Fuel Injection for efficiency and dependable performance. A 6.2L V8 diesel engine is also available.

STANDARD FEATURES AROUND

Standard features for 1988 include power steering, power brakes, steel-belted radial-ply All Seasons tires, front and rear leaf spring suspensions, 117-litre (25.8-gallon) fuel tank, a gauge package with new trip odometer, Custom Vinyl seat trim, heavy-duty heater and stainless steel, below-eyeline outside rearview mirrors.




Silverado Blazer with available equipment. Tires are supplied by various manufacturers.

Custom Deluxe Blazer with available equipment.

BLAZER





Silverado interior with Custom Cloth seat trim.

STANDARD PAINT COLOURS

Choice of ten standard solid paint colours for 1988. See page 19. Hardtop and the cab roof are available in six colours, depending on body colour or two-tone selected: White, Steel Gray, Black, Blue, Tan, or Dark Brown.



AVAILABLE SPECIAL TWO-TONE

Provides a choice of 26 two-tone colour combinations. Includes black body side and rear mouldings, bright wheel opening mouldings, and bright side marker and taillamp trim on Custom Deluxe. Secondary colour is applied below mouldings.



AVAILABLE EXTERIOR DECOR PACKAGE

In 30 two-tone colour choices for '88. Includes, on Custom Deluxe, same mouldings and lamp trim as in Special Two-Tone above, plus dual-tone decal striping on body sides and across rear of vehicle. Secondary colour is applied on sides and rear between striping and mouldings.



Silverado instrument panel trim with standard gauge-type cluster package. Instrument cluster gauges and speedometers on Canadian-marketed Light Duty Trucks are displayed in metric units with appropriate international symbols.



Standard rear seat in Silverado Custom Cloth





BONUS/CREW CAB



Silverado 4-WD Big Dooley Crew Cab Pickup with available equipment.

BIG ON CAPACITY

Chevrolet's Bonus/Crew Cab Pickups (and Chassis-Cab models as well), play an important role in the trucking community. They're big capacity trucks in every way. Crew Cabs are big on roominess with stretch-out room for six adults, and the easy access of four doors. Bonus Cab models are identical to the four-door Crew Cabs but without the rear seat. Thus, they can offer 1.58 cu m (55.8 cu ft) of lockable cargo space behind the front seat. Both the Bonus and Crew Cabs are big on payload and GVWR. And they're big on cargo room with a 2.4-m (8-ft) long pickup box in back.

TOUGH JOBS MADE EASY

Bonus/Crew Cabs are ideal for use by rural families, sportsmen, work crews and trailering enthusiasts. That's because these big, strong trucks are exceptionally roomy for people and cargo. And they're exceptionally capable of carrying and pulling large payloads. The big pickup box in back not only offers 2.1 cu m (74.3 cu ft) for cargo, but can easily accommodate a fifth-wheel type hitch for pulling a big com-

mercial, recreational or horse trailers. Of course, these models can also accept a weight-distributing platform hitch for pulling conventional travel or boat trailers. The box can also be covered with a cap or even take on a slide-on camper coach.

BIG PAYLOADS

The Chevrolet Bonus/Crew Cab Pickup models in both the three-quarter and one-ton versions are available with 2-wheel drive, and the one-ton models are also offered with 4-wheel drive as well. All carry high GVWR capacities for impressive payloads.

For example, three-quarter-ton Series R20 models have a big 3901 kg (8600 lb) GVWR, and this increases to 4082 kg (9000 lb) on one-ton Series R30 2-wheel drive models, and to 4173 kg (9200 lb) on one-ton Series V30 4-wheel drive models. Add available dual rear wheels to Series 30 models and you really increase maximum payload as these "Big Dooley" units have a 4536 kg (10,000 lb) GVW rating.

4-DOOR CAPABILITY



GREAT TOWABILITY

The trailer towing ability of these Chevrolet trucks is just as outstanding. Add dual rear wheels to the R&V30 Pickup and you can tow 4536 kg (10,000 lb) with a regular platform hitch. Add a fifth-wheel hitch and the trailering capacity goes up to 6124 kg (13,500 lb) with a R30 Pickup and 5897 kg (13,000 lb) for the 4-wheel drive V30.

ENGINES TO SUIT

The 5.7L fuel-injected V8 is the standard gasoline engine on Bonus/Crew Cab Pickups and Chassis-Cab of 4536 kg (10,000 lb) GVWR and less. The 4.8L carbureted in-line Six and 7.4L fuel-injected V8 gasoline engines are available. A 5.7L carbureted V8 is standard on R30, C7C, 4763 kg (10,500 lb) and V30 C7E, 4990 kg (11,000 lb) GVWR Chassis-Cab models. A 7.4L carbureted V8 is available. A 6.2L V8 diesel is also available.

Pickups have a full-size, 2.4-m (8-ft) long Fleetside pickup box in back



Silverado Crew Cab interior with Custom Cloth seat trim



Silverado instrument cluster with brushed pewter-tone trim and standard gauge package. Instrument cluster gauges and speedometers on Canadian-marketed Light Duty Trucks are displayed in metric units with appropriate international symbols.



Scottsdale Crew Cab interior with Custom Cloth seat trim



BONUS/ CREW CAB INTERIORS

CHOICE OF THREE INTERIORS

For a truck so functional and practical, Chevrolet's Bonus/Crew Cab offers a surprising number of trim levels and options. (See pages 16-17 for options, and pages 18-19 for standard and available equipment.)

All trim levels are available for both the Crew Cab and the Bonus Cab (which does not have the rear seat). All trims are available for Pickups and Chassis-Cab in both 2- and 4-wheel drive versions. And all come in three interior colour selections — Blue, Burgundy, and the new Saddle.

CUSTOM DELUXE

This standard interior features deep-foam bench seats (front only on Bonus Cab), now covered in Custom Vinyl for 1988. There are many colour-coordinated details not usually found in standard models. These include: dual padded armrests, dual padded sunshades, embossed door trim panels, and padded instrument panel pad. Floor covering is embossed black rubber. Gauge package with trip odometer, AM radio with mast-type antenna, dome lamp with front door-operated switches, painted step-type rear bumper (Pickups), painted below eyeline outside rearview mirrors, and heavy-duty heater are new standards for '88. Also, power steering is now standard on gasoline engine Series R20/30 models, making it standard on all models.

SCOTTSDALE

The available midlevel trim features bench seats covered in Custom Vinyl or optional Custom Cloth. There's a full-length insulated headliner and colour-keyed rubber floor covering (black rubber for Bonus Cab rear floor). Also included are cigarette lighter, illuminated front ashtray, plus ashtrays in the rear doors. Black body side and rear mouldings are included on single-rear-wheel models.

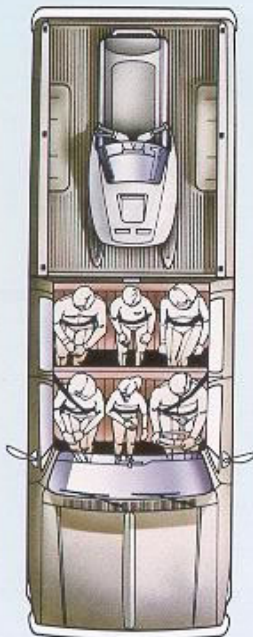
SILVERADO

The top-of-the-line trim offers a choice of Custom Cloth or Custom Vinyl seat upholstery. Underneath is plush wall-to-wall carpeting (front compartment only in Bonus Cabs). Overhead is a cloth-covered insulated headliner. Vinyl door trim panels include appliques with brushed pewter-tone finish, colour-keyed cloth inserts, and carpet trim. An assist strap and storage pocket are on both front doors. Other conveniences include right visor vanity mirror and new headlamp warning buzzer.

The exterior includes Deluxe Front Appearance with new quad high- and low-beam halogen headlamps; bright cab back panel and tailgate appliques; additional insulation; and bright side, rear, and wheel opening mouldings on single-rear-wheel models.

SPECIAL CHASSIS EQUIPMENT

A Camper Special Chassis Equipment package is available for Pickups that carry a slide-on camper body. A similar Commercial Special Chassis Equipment package is also available.



Crew Cab Pickups have room for six adults and a spacious 2.4-m (8-ft) long pickup box in back



4-WD TRACTION



Series 20
Scottsdale
Suburban



Full-Size Blazer.
Tires are supplied by
various manufacturers.



Crew Cab Pickup

WIDEN YOUR RANGE

4-wheel drive lets you shift into extra traction for work or fun in off-road driving. And you get sure-footed performance in snow and rain, and when climbing hills. Full-Size Blazer has 4-WD standard. Suburbans and Bonus/Crew Cabs can be ordered as 4-WD models. For 1988, front springs and shackles are revised for added ride smoothness.

MANUAL OR AUTOMATIC HUBS

The standard 4-WD system features dependable manual locking front wheel hubs that freewheel in 2-WD for highway cruising. They can be quickly locked and the transfer case shifted into 4-WD to cover difficult terrain or engage in such rugged work as snowplowing.

If you face few heavy-duty low-traction situations, you may prefer the convenience of available automatic locking hubs (for Full-Size Blazer or Suburban only). They permit no-stop shifting into 4-WD inside the cab at speeds up to 40 km/h (25 mph).

HEAVY-DUTY EQUIPMENT

For tackling really rugged work, you may wish to add available equipment, such as heavy-duty front springs (except Bonus/Crew Cab), a Front Quad Shock package (except Silverado, Full-Size Blazer, where standard, and Bonus/Crew Cab), a limited-slip rear axle, and stone shields for the fuel tank and transfer case.

POWER

BIG, POWERFUL ENGINES

Chevrolet R&V models have strong engines that are tailor-made for the truck and its applications. All have high-capacity Delco Freedom II+ batteries and Delcotron generators. Computer-controlled Electronic Fuel Injection (EFI) is featured on the 5.7L and 7.4L gasoline engines for models of 4536 kg (10,000 lb) GVWR and below. EFI replaces the conventional carburetor and fuel pump and provides a precise fuel-to-air ratio for improved combustion. The result is impressive reliability and driveability.

4.8L (292 CID) 1-Bbl Carb. Six. This proven carbureted engine turns out 210 lb/ft of torque at only 800 rpm for long life. It's optional on R&V Bonus/Crew Cab Pickups and Chassis-Cabs of 4536 kg (10,000 lb) GVWR and below.

5.7L (350 CID) 4-Bbl Carb. V8. With heavy-duty emissions, this 4-barrel carbureted engine is standard on R&V30 Bonus/Crew Cab Chassis-Cabs with the C7C 4763 kg (10,500 lb) and C7E 4990 kg (11,000 lb) GVWRs. A 7.4L carbureted V8 is also available for these models.

5.7L (350 CID) EFI V8. An efficient, electronic fuel-injected engine that's standard on Suburban, Full-Size Blazer and Bonus/Crew Cab Pickups and Chassis-Cabs of 4536 kg (10,000 lb) GVWR and below.


7.4L (454 CID) 4-Bbl Carb. V8. A powerful carbureted engine available for vehicles with GVW ratings above 4536 kg (10,000 lb).

7.4L (454 CID) EFI V8. Another fuel-injected engine that's available on Series R20 Suburbans and all Bonus/Crew Cabs except the C7C 4763 kg (10,500 lb) and C7E 4990 kg (11,000 lb) GVWR Chassis-Cab models. It's a proven performer for heavy load applications, as in trailering.

6.2L (379 CID) V8 Diesel. This truck-tough V8 combines heavy work capability with diesel efficiency.

A WORD ABOUT ENGINES

Chevrolet Trucks are equipped with engines produced at facilities operated by GM car and truck groups, subsidiaries or affiliated companies worldwide.



1. 4.8L 1-Bbl Carbureted Six
2. 7.4L Fuel-Injected V8
3. 6.2L V8 Diesel

ENGINE TECHNICAL DATA

DISPLACEMENT/TYPE	GASOLINE					DIESEL	
	4.8L I6	5.7L V8	7.4L V8	5.7L V8	7.4L V8	6.2L V8	
ORDERING CODE	L25 (1)	LT9	LE8	LO5	LI9	LH6 (2)	LL4 (3)
BORE AND STROKE, mm (in)	98.55 X 104.65 (3.88 X 4.12)	101.6 X 88.39 (4.0 X 3.48)	107.95 X 101.6 (4.25 X 4.0)	101.6 X 88.39 (4.0 X 3.48)	107.95 X 101.6 (4.25 X 4.0)	101.09 X 97.03 (3.98 X 3.82)	
COMPRESSION RATIO	7.8 to 1	8.3 to 1	7.9 to 1	9.3 to 1 (2)	8.6 to 1 (3)	7.9 to 1	
FUEL DELIVERY	1-Bbl Carburetor	4-Bbl Carburetor	4-Bbl Carburetor	Electronic Fuel Injection			Mechanical Fuel Injection
SAE NET HORSEPOWER @ RPM	115 @ 4000	185 @ 4000	230 @ 3800	210 @ 4000	195 @ 4000 (4)	230 @ 3600	130 @ 3600
SAE NET TORQUE (lb/ft) @ RPM	210 @ 800	285 @ 2400	370 @ 2800	300 @ 2800	300 @ 2800 (4)	385 @ 1600	240 @ 2000
GROSS HORSEPOWER @ RPM	—	—	—	—	—	—	152 @ 3600 (5)
GROSS TORQUE (lb/ft) @ RPM	—	—	—	—	—	—	255 @ 2000 (5)
V.I.N. CODE+	T	M	W	K	N	C	

1 - Produced by GM de Mexico.

2 - Models with GVWR's of 3855.6 kg (8500 lb) or below.

3 - Models with GVWR's of 3856.0 kg (8501 lb) or over.

4 - 185 @ 4000 horsepower and 295 @ 2400 torque for all Bonus/Crew Cabs.

5 - 152 @ 3600 horsepower and 255 @ 2000 torque with automatic transmission.

+ The V.I.N. (Vehicle Identification Number) Engine Code is the eighth entry (letter or numeral) from the left on the vehicle serial number plate. The vehicle serial number plate is located on the top portion of the driver's side of the instrument panel and can be viewed from the exterior of the vehicle by looking through the windshield.



POPULAR OPTIONS



Full-Size Blazer with Trailering Special Equipment package. Tires are supplied by various manufacturers.

WIDE CHOICE

For added driving pleasure and convenience, Suburban, Full-Size Blazer, and Bonus/Crew Cab models offer a wide variety of quality options. Most of the equipment pictured here is available on all models. Other items are listed in the chart on page 18. Your Chevrolet Truck Dealer can also tell you about dealer-installed accessories.

TRAILERING INFORMATION

Chevrolet's Full-Size Light Duty Trucks are known for their ability to pull trailers. In fact, Suburban is one of the world's leading towing vehicles. When properly equipped, these are the maximum Gross Combination Weights for the vehicles: Full-Size Blazer, 5443 kg (12,000 lb); Suburban, 7258 kg (16,000 lb); and Bonus/Crew Cab, 8618 kg (19,000 lb). The weight includes truck, trailer, passengers, cargo, and equipment. The charts below show the maximum allowable Gross Com-

ination Weight Rating (GCWR) based on all standard and available engines and rear axles for these models with automatic transmissions. Suburban and Full-Size Blazer can be ordered with a Heavy-Duty Trailering Special Equipment package that helps equip the vehicle for trailering. This factory-installed package includes:

- Weight-distributing platform hitch: 4309 kg (9500 lb) capacity for Suburban, 2722 kg (6000 lb) for Full-Size Blazer
- 7-lead trailer wiring harness
- Engine oil cooler on gasoline models
- Automatic transmission oil cooler

For Bonus Cab/Crew Cab models, there's a dealer-installed weight-distributing platform trailer hitch with a 3175 kg (7000 lb) capacity. Hitches for fifth-wheel trailers can be supplied by trailer manufacturers and other sources.

GROSS COMBINATION WEIGHT RATING BY ENGINE AND AXLE RATIO FOR AUTOMATIC TRANSMISSIONS

ENGINE	GROSS COMBINATION WEIGHT RATING, kg (lb)				
	4082 (9000)	4309 (9500)	4536 (10,000)	4990 (11,000)	5443 (12,000)
	REAR AXLE RATIO				
4.8L I6 GAS	—	4.56	—	—	—
5.7L V8 GAS	—	—	3.08	3.42	3.73
6.2L V8 DIESEL	3.08	—	3.42	3.73	4.10

ENGINE	GROSS COMBINATION WEIGHT RATING, kg (lb)				
	6124 (13,500)	6577 (14,500)	6804 (15,000)	7258 (16,000)	8618 (19,000)
	REAR AXLE RATIO				
5.7L V8 GAS	4.10	—	4.56	—	—
7.4L V8 GAS	3.42	3.73	—	4.10	4.56
6.2L V8 DIESEL	4.56	—	—	—	—



Big Dooley Crew Cab Pickup with Trailering Special Equipment package

Delco AM/FM stereo radio

Comfortilt steering wheel



Power door locks and power windows

Front air conditioning




Series 10 Suburban with Trailering Special Equipment

Power tailgate window control (Custom Deluxe Full-Size Blazer)

Electronic speed control and intermittent windshield wipers

Stainless steel, below eyeline mirror (except Full-Size Blazer)

Suburban rear air conditioning (requires front air conditioning)



Quartz electric clock

Platform trailer hitch

Rally wheels

Aluminum wheels





STANDARD AND AVAILABLE EQUIPMENT

TRIM LEVEL		CUSTOM DELUXE	SCOTTSDALE	SILVERADO	
AVAILABILITY	Full-Size Blazer	S	S	RPO YE9	
	Suburban	-	-	RPO YE9	
	Pickup/Chassis-Cab	S	RPO Z62	RPO YE9	
EXTERIOR APPEARANCE					
GRILLE/ HEADLAMP BEZELS	Light Argent Painted Grille	S	S	-	
	Light Argent Painted Grille with Bright Trim	A 1	A 1	S	
	Integral Chevrolet Emblem with Insert on Grille	S	-	-	
	Bright Applied Chevrolet Emblem on Grille	A 1	S	S	
	Body Colour Grille Centre Bar	A 1	A 1	S	
	Light Argent Painted Bezels for Parking Lamps and Single Headlamps	S	S	-	
ORNAMENTATION	Body Side/ Rear Mouldings (except Chassis-Cab models)	Black Plastic with Bright Trim	-	S 5	-
		Deluxe Bright Plastic with Black Trim	A 3, 4, 5	A 4, 5	S 4, 5
	Bright Drip Mouldings Over Side Doors and Suburban Rear Doors or Tailgate	S	S	S	
	Bright Grille and Headlamp Bezel Outline Mouldings	S	S	S	
	Bright Front Side Marker Lamp Trim	-	S	S	
	Bright Taillamp Trim (except Chassis-Cabs)	-	S	S	
	Bright Side Rear Clearance Lamp Trim (Dual Rear Wheel Pickups)	-	S	S	
	Bright Cab Back Panel Mouldings (Bonus/Crew Cab Models)	-	-	S	
	Bright Tailgate Applique (except Suburbans)	-	-	S	
	WHEELS/ WHEEL TRIM	Bright Metal Hubcaps	S 5	S 5	S 5
		Bright Metal Wheel Covers (REV10 only)	A	A	A
		Bright Metal Wheel Covers (R30 only)	A 6	A 6	A 6
Cast Aluminum Wheels (Full-Size Blazer/REV10 Suburban)		-	-	A	
Silver Painted Rally Wheels (REV10 only)		A	A	S	
Special Bright Metal Wheel Covers (REV20 and R30 only)		A 5	A 5	A 5	
White Painted Conventional Wheels (includes spare on REV10)		S	S	S	
INTERIOR APPEARANCE					
FLOOR COVERING	Front Compartment	Black Rubber	S 7	-	-
		Colour-Keyed Rubber	-	S	-
		Carpeting	A 8	-	S
	Rear Compartment	Black Rubber (Full-Size Blazer and Bonus Cab)	S	S	S 18
		Black Rubber (Crew Cab)	S	-	-
		Colour-Keyed Rubber (Suburban and Crew Cab)	-	S	-
HEADLINER	Front Compartment (Full-Size Blazer)	A	-	S	
	Full-Length (Bonus/Crew Cab & Suburban)	-	S	S	
INSTRUMENT PANEL TRIM	Instrument Cluster Bezel	Black Crackle Finish and Bright Trim	-	-	
		Pewter-Tone Brushed Metal Finish and Bright Trim	-	S	
	Instrument Panel Pad Applique	Black Crackle Finish with Specific Nameplate	S	S	-
STEERING WHEEL TRIM	Black Horn Button with Blue Chevrolet Emblem	S	S	-	
	Black Horn Button with Bright Chevrolet Lettering and Bright Trim	-	-	S	
COMFORT/CONVENIENCE/PROTECTION					
ASSIST STRAPS	Suburban: At Outboard Passenger Front and Centre Seat Positions	-	-	S	
	Full-Size Blazer: At Outboard Passenger Front and Rear Seat Positions	A 11	-	S	
BUMPERS	Chromed Front and Rear without Rub Strips (Full-Size Blazer & Suburban)	S	S	S	
	Chromed Front and Rear with Rub Strips (Full-Size Blazer & Suburban)	A	A	A 16	
	Chromed Front (Bonus/Crew Cab)	S	S	S	

S - Standard

A - Available

1 - Part of available Deluxe Front Appearance package.

2 - Includes halogen-type headlamps for both high- and low-beam units.

3 - Includes bright front side marker lamp trim and taillamp trim.

4 - Includes bright wheel opening mouldings.

5 - Single-rear-wheel models only.

6 - Dual-rear-wheel models only.

7 - Colour-keyed rubber substituted for diesel engine Bonus/Crew Cab models.

8 - On Blazer models with available high-back reclining bucket seats.

9 - With available front compartment carpeting.

10 - Standard on Blazer and Suburban models.

11 - Requires available interior headliner.

12 - Power door locks standard on Suburban models.

13 - Not available on Suburban models.

14 - Standard on Blazer and Suburban models with automatic transmission.

15 - Except Blazer and Suburban models.

16 - Standard on Blazer models.

17 - Front only on Bonus/Crew Cab models.

18 - Bonus Cab only.

19 - Except Suburban models.

TRIM LEVEL		CUSTOM DELUXE	SCOTTSDALE	SILVERADO
COMFORT/CONVENIENCE/PROTECTION (cont'd)				
BUMPERS (cont'd)	Chromed Rear Step-Type (Pickups)	A	A	A
	Silver Painted Rear Step-Type (Pickups)	S	S	S
FLOOR MATS	Colour-Keyed Rubber	-	-	S 17
GLASS	Deep-Tinted Glass (Full-Size Blazer & Suburban)	A	A	S
	Electric Tailgate Window (Full-Size Blazer & Suburban)	A	S	S
	Sliding Rear Window (Bonus/Crew Cab)	A	A	A
	Sliding Hardtop Side Window (Full-Size Blazer)	A	-	A
	Tinted Glass All-Around (Full-Size Blazer & Suburban)	S	S	-
	Tinted Glass All-Around (Bonus/Crew Cab)	A	A	A
	Bright Door Edge	A	A	A
	Chromed Front Bumper (not available with Rub Strip Front Bumper)	A	A	A
HEADLAMP WARNING BUZZER	Full-Size Blazer & Suburban	S	S	S
	Bonus/Crew Cab	-	-	S
HEATING/ COOLING/ DEFOGGING	Air Conditioning, Front	A	A	A
	Air Conditioning, Front and Rear (Suburban)	A	A	A
	Cold Climate Package (Gasoline Models)	A	A	A
	Electric Rear Window Defogger (for E55 Suburban)	A	A	A
	Flow-Through Ventilation	S	S	S
	Heater/Defogger, Heavy-Duty Outside Air Type	S	S	S
HORN	Rear Heater (Suburban)	A	A	A
	Dual Electric (Bonus/Crew Cab)	-	S	S
	Dual Electric (Suburban & Full-Size Blazer)	-	-	S
INSTRUMENT CLUSTER	Gauge-Type with Trip Odometer	S	S	S
	Quartz-Type Electric Clock	A 16	A	A 16
INSTRUMENT PANEL	Central Tip-Out Ashtray	S	S	S
	Cigarette Lighter with Ashtray Illumination (Bonus/Crew Cab)	A	S	S
	Cigarette Lighter with Ashtray Illumination (Full-Size Blazer & Suburban)	S	S	S
	Colour-Keyed Energy-Absorbing Pad	S	S	S
	Right-Hand Stowage Compartment with Latch	S	S	S
INTERIOR LAMPS	Dome (Bonus/Crew Cab): Single with Door-Operated Switches	S	S	S
	Dome (Full-Size Blazer & Suburban): Front and Rear with Door/ Tailgate-Operated Switches	S	S	S
	Map (under instrument panel at centre)	S	S	S
	MIRRORS	Dual Painted Exterior, Below Eyeline Type (except Full-Size Blazer)	S	S
POWER DOOR LOCKS/ WINDOWS	Dual Stainless Steel Exterior, Below Eyeline Type	A 16	A	A 10
	Dual Painted Exterior, West Coast Type (Series 30 Bonus/Crew Cabs)	A	A	A
	Dual Stainless Steel Exterior, Camper Type (except Full-Size Blazer)	A	A 13	A
	Interior Rearview, Prismatic Type	S	S	S
	Interior Right-Hand Visor	-	-	S
RADIO/ ANTENNAS	Available Separately or Together in Operating Convenience Package	A	A	A 12
	AM Monaural	S	S	S 15
	AM/FM Electronic Stereo with Seek/Scan, Digital Clock, and Cassette Tape	A	A	A 10
STEERING WHEEL/ COLUMN	Mast-Type Antenna (Included with radios)	S	S	S
	Black Energy-Absorbing Column with Anti-Theft Locking	S	S	S
	Two-Spoke Soft Black Plastic Wheel, Comfortilt Type	A	A	A 14
SUNSHADES	Two-Spoke Soft Black Plastic Wheel, Conventional Type	S	S	S
	Colour-Keyed Padded LH/RH	S	S	S
WINDSHIELD WIPERS/ WASHERS	Electric: Two-Speed Wipers; Wet Arm Type Washers	S	S	S
	Electric: Two-Speed Wipers with Intermittent Wipe Feature; Wet Arm Type Washers	A	A	A 14

OTHER EQUIPMENT (See your Chevrolet Truck Dealer for details.)

EXTERIOR COLOURS
 (M) = Metallic.

NOTE: Due to printing irregularities, colours shown may vary from actual tones. Ask your dealer to show you accurate paint chips and fabric swatches.

TECHNICAL INFORMATION

MODEL NAME	FULL-SIZE BLAZER	SUBURBAN				BONUS/CREW CAB PICKUP AND CHASSIS-CAB			
		2-WHEEL		4-WHEEL		2-WHEEL	4-WHEEL		
DRIVE TYPE	4-WHEEL	2-WHEEL		4-WHEEL		2-WHEEL	4-WHEEL		
SERIES	V10	R10	R20	V10	V20	R20	R30	V30	
ENGINE/TRANSMISSION	[Consult your Chevrolet Truck Dealer for details.]								
FRONT SUSPENSION	Independent, Coil Springs (2-WD); Salisbury Axle, Leaf Springs (4-WD)								
Capacity, kg (lb)	1633 (3600)	1474 (3250) (1)	1724 (3800)	1633 (3600)	1724 (3800)	1724 (3800)	1814 (4000)	2041 (4500)	
Spring Capacity, kg (lb) (2)	Standard 839 (1850) (3) Available 1021 (2250)	737 (1625) (4)	862 (1900)	839 (1850) (3) 1021 (2250)	839 (1850) 1021 (2250)	862 (1900)	907 (2000)	1021 (2250)	
Shock Absorber Diameter, mm (in)	Standard 25 (1.0) Available (5)	32 (1.25)	32 (1.25)	25 (1.0) (5)	32 (1.25) (5)	32 (1.25)	32 (1.25)	32 (1.25)	
Stabilizer Bar Diameter, mm (in)	Standard 32 (1.25) Available —	27 (1.06)	32 (1.25)	32 (1.25)	32 (1.25)	27 (1.06)	32 (1.25)	32 (1.25)	
REAR SUSPENSION	Salisbury Axle, Leaf Springs								
Axle Capacity, kg (lb)	1701 (3750)	1814 (4000)	2722 (6000)	1814 (4000)	2722 (6000)	3402 (7500)	3402 (7500)	3402 (7500)	
Spring Capacity, kg (lb) (2)	Standard 851 (1875) Available —	907 (2000)	1361 (3000)	907 (2000)	1361 (3000)	1361 (3000)	1588 (3500)	1588 (3500)	
Shock Absorber Diameter, mm (in)	Standard 25 (1.0) Available (5)	32 (1.25)	32 (1.25)	25 (1.0) (5)	32 (1.25) (5)	32 (1.25)	32 (1.25)	32 (1.25)	
SERVICE BRAKES	Hydraulic, Front Disc/Rear Drum								
Power Booster Type	Gasoline Vacuum Diesel Hydraulic	Vacuum	Vacuum			Vacuum	Hydraulic		
PARKING BRAKES	Cable to Rear Wheels								
STEERING TYPE	Power								
TIRES	Steel-Belted, Radial-Ply, All Seasons Type on Series 10 Models								
	Standard	P235/75R15 Blackwall	P235/75R15XL Whitewall	LT235/85R16E Blackwall	P235/75R15XL Whitewall	LT235/85R16E Blackwall	LT235/85R16E Blackwall		
	Available	Various [Consult Your Chevrolet Truck Dealer]							
FUEL TANK CAPACITY, LITRES (gallons) (8)	Standard 117 (25.8) Available —	117 (25.8)				76 (16.7)			
						76 (16.7) (One Additional Tank)			
BATTERY	12-Volt, Maintenance-Free								
Cold Cranking Amp Rating	Gasoline Standard: 525; Available: 630 (Required With 7.4L V8 Engine) Diesel Standard: Dual 540; Available: None								
GENERATOR	12-Volt; Alternating Current								
Amp Rating	Standard 66 With C60 Air 94 (7) With C69 Air — With C36 Heater or C49 Defogger — With C36 & C49 Together (C69) —	66 94 (7) 78 (6) or 105 (7) 94 (7) 78 (6) or 105 (7)				66 94 (7) — — —			

1 - 1542 kg (3400 lb) for diesel engines.
 2 - At ground, each.
 3 - 862 kg (1900 lb) for diesel engines.

4 - 371 kg (1700 lb) for diesel engines.
 5 - Front Quad Shocks available (four 25 mm front; two 32 mm rear). Standard on Silverado Blazer.

6 - Diesel engines only.
 7 - Gasoline engines only.

8 - For gasoline engines; slightly larger for diesel engines, except for Bonus/Crew Cab.

A WORD ABOUT ASSEMBLY, COMPONENTS, AND OPTIONAL EQUIPMENT IN THESE CHEVROLET PRODUCTS:

The Chevrolet Trucks described in this brochure are assembled at various divisions of General Motors Corporation. These vehicles incorporate thousands of different components produced by General Motors of Canada Limited and related companies and their suppliers. From time to time during the manufacturing process, it may be necessary, in order to meet public demand for particular vehicles or equipment, or to meet federally mandated emission and safety requirements or fuel economy guidelines, or for other reasons, to produce vehicles with different components or differently sourced components than initially scheduled. All such components have been approved for use in our products by General Motors of Canada Limited or related companies and will provide the quality performance associated with our name. Please note that certain optional equipment can be

ordered only in conjunction with other optional equipment. Also, upgrading from specified standard equipment may be necessary when certain optional equipment is ordered. Ask your sales representative for details.

With respect to extra-cost optional equipment, make certain you specify the type of equipment you desire on your vehicle when ordering it from your dealer. Some options may be unavailable when your truck is built. Your dealer receives advice regarding the current availability of options. You may ask the dealer for this information. GM also requests the dealer to advise you if an option you ordered is unavailable. We suggest that you verify that your truck includes the optional equipment you ordered, or if there are changes, that they are acceptable to you.

These vehicles also are available under the GMC Truck nameplate (V-Jimmy; Series R-1500, R-2500, V-1500, V-2500 Suburban; Series R-2500-3500 and V-3500 Bonus/Crew Cab Wideside Pickup and Cab & Chassis).




FULL-SIZE BLAZER, SUBURBAN, BONUS/CREW CAB OWNER BENEFITS



Silverado Full-Size Blazer



Silverado 2-WD Suburban



4-WD Big Dooley Crew Cab

STANDARD VALUE FEATURES

- Delco Freedom II+ battery never needs refilling with water; has built-in test hydrometer
- Integral voltage regulator is built into standard and available Delcotron generators; is transistorized for greater reliability
- Starter solenoid is integral; provides positive starter engagement
- Distributor has integral coil; eliminates separate maintenance
- Large fuse block has tweezer-type fuse removal for easy serviceability
- Mufflers have heavy-gauge outer shell and are aluminized inside and out for added durability
- Instrument cluster and heating/air conditioning controls are serviceable from the front
- Engine coolant recovery system collects excess coolant in reservoir and returns it to radiator automatically when it cools
- Diesel engine models have water-in-fuel drain provisions
- No adjustment hydraulic clutch provided with manual transmissions
- Tires have built-in tread wear indicators
- See-through reservoirs are used for quick checks of engine coolant, windshield washer fluid, and brake fluid
- No adjustments are needed for idle speed or idle mixture on fuel-injected gasoline engines — an on-board computer tunes the engine as you drive
- Audible pad wear sensors on front disc brakes provide early warning of brake wear
- Front and rear brakes are self-adjusting

ACCIDENT AVOIDANCE FEATURES

- Separate front and rear brake systems with dual master cylinder and warning light
- Directional signal control with lane-change feature
- Four-way hazard-warning flasher
- Backup lights
- Side marker lights and reflectors
- Parking lamps that illuminate with headlamps
- Windshield defogger, washer and dual-speed wipers
- Large, below eyeline type outside left and right-hand rearview mirrors
- Inside rearview mirror with vinyl-bonded glass
- Starter safety switch
- Dual-action hood-latch system
- All Seasons tire tread design (Full-Size Blazer and Suburban)
- Dual horn system (Full-Size Blazer and Suburban)

OCCUPANT PROTECTION

- Lap/shoulder belts for driver and right front passenger, plus lap belts for all other seating positions; front outboard passenger seat belt includes provisions for accommodating child-

- restraint seat
- Seat belt reminder system
- Energy-absorbing steering column
- Energy-absorbing instrument panel and pad
- Laminated safety windshield glass and tempered safety side and rear window glass
- Safety interlocking door latches
- Passenger-guard inside side door lock buttons and recessed door lock handles
- Inertia-locking seat backs (Full-Size Blazer front and Crew Cab rear seats)

ANTI-THEFT FEATURES

- Audible reminder for ignition key removal
- Theft-deterrent ignition lock (also locks steering wheel and automatic transmission shift lever)
- Visible vehicle identification number
- Separate keys for ignition and door locks
- Inside hood release



GM's 6-year/100,000 km Powertrain Warranty and 6-year/160,000 km Corrosion Protection Warranty is included on every 1988 Light Duty Truck built in North America, including fleet vehicles. Your vehicle was designed and built to resist corrosion. Applications of additional rust-inhibiting materials is not necessary or required under the 6-year/160,000 kilometre corrosion coverage. See your Chevrolet Truck Dealer for limited terms and conditions.



All new GM trucks come with a comprehensive GM New Vehicle Limited Warranty. And for those who desire even greater coverage during and after the limited warranty period, the GM Protection Plan is available.

Plans are available that provide additional protection against the cost of many unexpected repairs for up to five years. It even offers allowances toward the cost of towing and securing a rental vehicle, if necessary. And unlike other extended repair protection plans, only GMPP is

a direct agreement between General Motors and GM owners.

The list of GMPP benefits goes on, and your authorized Chevrolet Truck Dealer will be pleased to provide complete details.

GMAC

FINANCING OR LEASING, IT'S AS EASY AS GMAC

The good feeling that comes when you buy or lease a new GM vehicle can be enhanced when it comes to making the financial arrangements.

Which is why so many people finance with General Motors Acceptance Corporation. With GMAC it's done right in the showroom. Terms are tailor-made to suit your personal needs. You can choose your own monthly payment date. And the rates are friendly as can be.

So when the time comes, just tell us "I want GMAC". We'll take it from there while you relax.

Join Us!



© COA 1979

XV WINTER OLYMPICS CALGARY '88

General Motors of Canada is proud of our involvement with major events in Canada, from Expo '67 in Montreal to Expo '86 in Vancouver, from the 1976 Olympics to the Winter Olympics in Calgary in 1988.

General Motors is a sponsor and Official Supplier of Transportation to the XV Olympic Winter Games in Calgary in 1988. This world event will be a showcase for Canadian athletes, for all of Canada and all Canadians — a symbol of Canadian excellence.

At General Motors we are committed to excellence. And to Canada.

GENERAL MOTORS TRUCKS
The trucks more people lean on



All illustrations and specifications contained in this catalogue are based on the latest product information available at time of publication approval. The right is reserved to make changes at any time, without notice, in prices, colours, materials, equipment, specifications and models, and to discontinue models. Some of the equipment shown or described throughout this catalogue is available at extra cost. Instrument cluster gauges and speedometers on Canadian-marketed Light Duty Trucks are displayed in metric units with appropriate international symbols. Check with your dealer for complete information.

1986-88 CA Eng.
Litho in Canada

BLAZER

