

GMC SUBURBAN

1984



TOUGH QUALITY TRUCKS WITH VALUE



GMC 2-WD SUBURBAN...QUALITY BUILT

Still big, tough and comfortable. There have always been lots of good reasons to own a GMC Suburban. For example, the spacious interior that can carry up to nine adults when equipped with available extra seating; the huge trailer-towing capacity; and the massive cargo space — up to 144 cubic feet with the available rear seats removed. And for 1984, we've added to Suburban's appeal with new quality features, improvements and options, inside and out.

NEW COLORS AND QUALITY

Start with four new paint color selections and three new interior trim colors. Plus, new available reclining bucket seats. Not to mention the addition of a buzzer that

Sierra interior shown with available equipment

warns you if you've left the key in the ignition switch as well as a new multi-function switch on the steering column that provides fingertip control of directional signals, windshield wash/wipe, headlamp hi-beam and optional automatic speed control. And when you turn to Page 5, you can see we've added some tough new quality and performance features as well.

PICK YOUR KIND OF SUBURBAN

Choose from C-1500 or C-2500 Series, depending on your payload requirements. There are gasoline and diesel models available in both Series. High-styled interiors have always been one of Suburban's most popular features including available front bucket seats.

Sierra Classic interior shown with available equipment

Standard Sierra Interior. The luxuries start with a foam-cushioned front bench seat upholstered with a new, rich-looking, grained vinyl in a choice of Blue or Saddle Tan. Available rear bench seating is upholstered to match. Included in standard trim features are color-keyed sunshades, door trim panels with integral armrests, cockpit-type instrument cluster, full-length Black rubber floor mat and tinted window glass all around.

High Sierra Available Interior. Step up to High Sierra and the front bench seat can be upholstered in the new standard grained vinyl or in one of two available trim choices: custom leather-grained vinyl or custom cut-pile velvet cloth. Blue and Saddle Tan are the trim color





2-WD Sierra Classic Suburban with available equipment

selections. Matching second and third rear bench seats are available. High Sierra trim includes a full-length insulated headliner, front and rear dome lamps, color-keyed rubber floor mats and carpet-type spare tire cover.

Sierra Classic Available Interior. Suburban's top-of-the-line interior offers front bench seating upholstered with custom cloth or custom vinyl in Blue, Saddle Tan or Burgundy; Custom cloth also may be ordered in Slate Gray. New available reclining bucket seats with folding armrests may be ordered in custom vinyl (Saddle Tan or Blue) or custom cloth (Slate Gray, Saddle Tan or Blue).

This up-level trim includes High Sierra items plus a deluxe instrument panel with needle-gauge instruments; insulated floor carpeting; custom steering wheel, visor mirror; and carpet trim on body side and door panels.

IMPORTANT! A WORD ABOUT THIS CATALOG

We have tried to make this catalog as comprehensive and factual as possible and we hope you find it helpful. However, since the time of printing, some of the information you'll find here may have been updated. Also, some of the equipment shown or described throughout this catalog are available as factory-installed options, as dealer accessories, and as specialized equipment from various independent suppliers at extra cost. Your dealer has details and, before ordering, you should ask him to bring you up to date.

The right is reserved to make changes at any time, without notice, in prices, colors, materials, equipment, specifications and models. Check with your GMC dealer for complete information.



GMC 4-WD SUBURBAN...VALUE BUILT



4-WD High Sierra Suburban shown with available equipment.

Ready to go...road or no road. If you want a tough hauler for rough country, consider one of our Suburban 4-wheel-drive models. These ground-gripping GMCs have the muscle to carry big loads of passengers and cargo to out-of-the-way workites or vacation hide-aways. Plus, they feature one of the most advanced 4-WD systems on the road — or off.

4-WHEELIN' MADE EASY

Automatic locking front hubs allow you to shift into 4-WD while traveling at speeds less than 25 MPH. You never have to get out of the vehicle to manually lock or unlock the hubs. So you save time and trouble when you need 4-wheel traction for driving in mud, snow, ice or on rain-slicked highways. To return to 2-wheel power,

just stop, shift the transfer case to 2-WD and back up the vehicle a short distance. It's as simple as that.

TRUCK-TOUGH ALL THE WAY

Choose from gasoline or diesel models in half-ton and three-quarter-ton versions. All 4-WD Suburbans are built on a truck-tough foundation, including carbon steel frame, leaf-spring suspension and high-capacity front and rear axles. You can add to all this with available heavy-duty equipment such as front quad shock absorbers, locking differential rear axle and fuel tank and transfer case stone shields.

Power steering and power brakes are standard equipment for ease of handling on any terrain.




Tough new features. The 1984 Suburbans continue the theme of tough-quality construction with new features and refinements for added value. These improvements include:

New anti-chip coating on lower fender and body areas to help resist paint damage from stones and debris (coating extends from rear of front fender wheel opening all the way back to the rear door or tailgate openings).

New anti-corrosion measures, featuring side door inner panels galvanized on both sides.

New semi-metallic front and rear brake linings on C/K-1500 models for smooth brake performance.



Cutaway of Sierra Classic Suburban with available equipment.

New height-sensing rear brake proportioning valve on C/K-2500 models to provide balanced braking performance under both loaded and unloaded conditions.

New one-piece floor pans for enhanced quality of fit and vehicle integrity.

New parking brake cable control system for improved corrosion protection.

New 4-WD features include smaller, lighter front locking hubs.



Flow-through ventilation.

TIME PROVEN STANDARD FEATURES:

- **Flow-Through Power Ventilation** circulates air through the interior when the heater fan is on, forcing stale air out through door vents when windows are closed.
- **Double-wall Construction** of hood, front fenders, side doors, rear doors or tailgate (depending upon the model).
- **Cirder Beam Front Suspension** on 2WD models permits front wheels to take bumps independently.
- **Two-Stage Multileaf Rear Springs** provide a soft ride under light load and firmer support as load increases.
- **Salisbury-Type Rear Axle** features a large ring gear, roller bearings and a wide range of ratios — locking dif-

EXTENSIVE ANTI-CORROSION MEASURES:

Traditional GMC anti-corrosion treatments include the use of corrosion-resistant steels for many parts of the body and sheet metal. In addition, special Epo-Dip priming coats the entire body.

Aluminum wax preservative and special sealers are used in critical areas to ward off contaminants. Lustrous, baked-on acrylic enamel is used for the finish coat, preceded by a special new anti-chip coating sprayed on lower fender and body surfaces.

Ask your GMC Dealer for full details on

GASOLINE OR DIESEL

New diesel models. For '84, we've made it easier to order diesel power and related equipment by offering new Suburban diesel models. From sound insulation to electrical system, they are factory-equipped to meet the special requirements of diesel operation.

6.2L DIESEL ENGINE

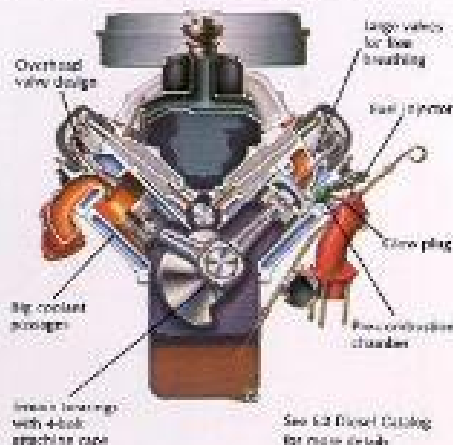
Standard engine for all Suburban diesel models is the 6.2 Liter V8, a proven engine that offers impressive performance and fuel economy. The 6.2 Liter diesel features a high torque output which makes Suburban diesel models good choices for hauling heavy loads and towing trailers.

Included with the 6.2L diesel are an engine block heater to help cold weather starting and a fuel/water separator system that helps provide protection from water in fuel. Other standard features exclusive with diesel models include twin heavy-duty Freedom batteries, dual exhaust system, 66-amp Delcotron generator, sound insulation package and special instrumentation. Ask your GMC dealer about the full list of diesel-model standard equipment.

GASOLINE ENGINES

5.0 Liter 4-bbl V8 with Electronic Spark Control (ESC). A high compression (9.2 to 1 ratio) engine that offers impressive horsepower, torque and fuel economy for C-1500 Suburbans. ESC system helps control spark "knock". Not available in California.

5.7 Liter 4-bbl V8. A 350 cu. in. displacement engine that provides the added horsepower and torque recommended for towing medium and heavy-weight



trailers. Features a staged, 4-barrel carburetor.

7.4 Liter 4-bbl V8. The largest displacement engine available for C-2500 Suburbans. Recommended when the vehicle's maximum trailer-towing capability is desired.

See back cover for model-by-model engine availability.

A WORD ABOUT ENGINES

Some GMC Light Duty Trucks are equipped with engines produced by other GM Divisions, subsidiaries or affiliated companies worldwide. See your dealer for details.

ENGINE TECHNICAL DATA

DISPLACEMENT (LITERS)	LIGHT-BODY CERTIFICATION (GVWS UNDER 3000 LBS.)			HEAVY-BODY CERTIFICATION (GVWS 3000 LBS. AND OVER)		
	5.0 V8 V6 (ESC)	5.7 V8	6.2 V8 Diesel	5.7 V8	7.4 V8	6.2 V8 Diesel
ENGINE-COORDINATING CODE	1F97	128	129	129	128	124
BORE & STROKE, INCHES	3.71 x 3.43	4.0 x 3.43	4.0 x 3.43	4.0 x 3.43	4.25 x 4.0	3.75 x 3.87
COMPRESSION RATIO	9.2:1	8.5:1	21.3:1	8.7:1	7.9:1	21.3:1
SAE NET HORSEPOWER @ RPM	101 @ 4400	155 @ 3000	130 @ 3600	144 @ 3600	208 @ 3000	124 @ 3600
SAE NET TORQUE (LBS-FT) @ RPM	155 @ 2000	275 @ 1000	240 @ 2000	228 @ 2000	350 @ 2000	214 @ 2000

1 V8 HP 150 @ 4000, net torque 240 @ 2000 in California.
*Torque not available in California.
†Available in 14 European Union States.

†Produced by GM, Detroit Diesel
©82 Isuzu/Inland Spark Control

AVAILABLE ACCESSORIES

There are many items you can add to your Suburban to suit your personal tastes and needs. Choose from a wide range of available options, including dress-up paint and trim packages, air conditioning, styled wheels and much more. To give you an idea of how you can personalize your Suburban, we've pictured some of the available comfort, convenience and appearance equipment on this page:

- 1 Comfortilt steering wheel
- 2 Delco radios: AM, AM/FM (shown), AM/FM stereo, AM/FM stereo with cassette tape player
- 3 Halogen

Hi-Beam headlamps (lower lamps)

- 4 Electronic-type automatic speed control with new tap up/tap down feature for increasing or decreasing vehicle speed in one MPH increments.
- 5 Quartz electric clock
- 6 Roof marker lamps
- 7 Air conditioning, front or front/rear
- 8 Power door locks and/or power windows
- 9 Platform trailer hitch
- 10 Front bumper guards
- 11 Rally wheels
- 12 Full wheel covers — Ask your GMC dealer about options not listed here.



TRAILERING INFORMATION

Suburbans are noted for their ability to pull trailers. A properly equipped C-2500 Suburban can move up to 15,500 lbs Gross Combination Weight (includes vehicle, passengers, cargo and trailer).

GMC offers a Trailering Special package that includes a 9,500-lb capacity weight-distributing platform hitch with a maximum 1,000 lb tongue load, a 7-wire trailer wiring harness, an engine cooler (gasoline models) and transmission oil cooler, power steering where not already standard, heavy-duty front and rear shock absorbers for gasoline engine C-1500 models, and a heavy-duty 66-amp Delcotron generator for gasoline models—all the equipment you need to properly tow a trailer. Charted below are the various power train requirements for the Trailer Special package as well as the resultant Gross Combination Weight Ratings obtained with this equipment.

MODEL SERIES	C-1500 R-1500	C-1800 R-1800	C-2500 R-2500	C-3500 R-3500	C-4500
GVWR(1)	11,000	11,000	11,500	11,500	11,000
GCWR(2)	14,000	14,000	14,500	14,500	14,000
AXLE RATE	3,400	3,750 (2)	3,750	4,100	4,500 (2)
ENGINE	4.3L Diesel V6 Catalytic	4.3L Diesel V6 Diesel	4.3L Diesel V6 Catalytic	4.3L Diesel V6 Catalytic	4.3L Diesel V6 Catalytic
TRANSMISSION	Automatic	Automatic	Automatic	Automatic	Automatic

A WORD ABOUT ASSEMBLY, COMPONENTS AND OPTIONAL EQUIPMENT IN THESE GMC PRODUCTS

The Suburbans described in this brochure are assembled at facilities of General Motors Corporation operated by the Truck and Bus Manufacturing Division. These vehicles incorporate thousands of different components produced by various divisions of General Motors and by various suppliers to General Motors. From time to time during the manufacturing process, it may be necessary, in order to meet public demand for particular vehicles or equipment or to meet federally mandated emissions, safety and fuel economy requirements, or for other reasons, to produce GMC products with different components or differently sourced components than initially scheduled. All such components have been approved for use in GMC products and will provide the quality performance associated with the GMC name.

With respect to extra-cost optional equipment, make certain you specify the type of equipment you desire on your vehicle when ordering it from your dealer. Some options may be unavailable when your truck is built. Your dealer receives advice regarding the current availability of options. You may ask the dealer for this information. GM also requests the dealer to advise you if an option you ordered is unavailable. We suggest that you verify that your truck includes the optional equipment you ordered, or if there are changes that they are acceptable to you.

The GMC Suburbans described in this brochure are also available under the Chevrolet nameplate (Series C10, C30, K10, K30 Suburban).

TECHNICAL DATA

MODEL TYPE	GASOLINE ENGINE				DIESEL ENGINE			
	3-WHEEL		4-WHEEL		3-WHEEL		4-WHEEL	
DRIVE TYPE	C-1500		C-2500		C-1500		C-2500	
SERIES	C-1500		C-2500		C-1500		C-2500	
GVW RATING, LBS	6700 (7), 8900		8900		6700		8900	
PAY LOAD RANGE, LBS	1275-3260		2070-3600		1275-2275		2070-3600	
ENGINES, LITER TYPE	Standard		5.7 V6		5.7 V6		5.7 V6	
	Available		7.4 V6		—		—	
TRANSMISSION	Standard		4-Spd Man (D)		4-Spd Man (D)		4-Spd Auto (D)	
	Available		4-Spd Auto (D)		4-Spd Auto (D)		4-Spd Auto (D)	
FRONT SUSPENSION	Independent, Coil Springs		Salisbury Axle, Leaf Springs		Independent, Coil Springs		Salisbury Axle, Leaf Springs	
	Type		Type		Type		Type	
FRONT SPRING CAPACITY, LBS	2500		3000		2500		3000	
	Capacity, Lbs		Capacity, Lbs		Capacity, Lbs		Capacity, Lbs	
FRONT STABILIZER BAR	Standard		1.06" Dia		1.06" Dia		1.25" Dia	
	Available		1.25" Dia		—		—	
REAR SUSPENSION	Salisbury Axle, Leaf Springs				Salisbury Axle, Leaf Springs			
	Type				Type			
REAR SPRING CAPACITY, LBS	4000				4000			
	Capacity, Lbs				Capacity, Lbs			
SHOCK ABSORBERS	Standard		25 mm		25 mm		25 mm	
	Available		32 mm		32 mm		32 mm	
BRAKES, DISC/DRUM	Manual (power assist)				Variable Ratio Power			
	Types, Disc/Drum				Types, Disc/Drum			
FUEL TANK CAP, US GALS	35				27			
	Available				32, 41			
BATTERY	48 (5.0/5.7 V6), 51 (7.4 V6)				51 (5.0/5.7 V6), 54 (7.4 V6)			
	Available				51 (5.0/5.7 V6), 54 (7.4 V6)			
STEER ATOP	Standard (D)				Standard (D)			
	Available				Standard (D)			

SSC = Electronic Spark Control DD = Overdrive DCA = Cold Drinking Air

- 1 - Not available with optional second rear seat.
- 2 - Not available in California.
- 3 - Not available with 7.4L engine.
- 4 - Required for 6800 lb GVW.

- 5 - Front Disc Shock available (over 25 mm front, over 32 mm rear).
- 6 - Standard GVWR.
- 7 - Optional GVWR.

- 8 - Requires optional wheel and tire.
- 9 - 75-amp alternator (65031600) when optional rear heater and rear window defogger are used in combination on tailgate type models.

EXTERIOR COLORS



PAINT SCHEMES

STANDARD PAINT

Suburban offers a choice of 10 standard solid color paint schemes (see below).

AVAILABLE SPECIAL TWO-TONE

For added distinction, you can order the available Special Two-Tone paint treatment which includes body side and rear moldings and light side marker and tail lamp trim on Sierra models; second color applied below body side and rear moldings.

AVAILABLE EXTERIOR DECOR PACKAGE

Or specify the available Exterior Decor Package. This attractive option includes bright lower body side and rear moldings on Sierra and High Sierra models, upper body side and rear decal stripes coordinated to paint color, and stand-up hood ornament for gas-engine models; secondary color applied between striping and moldings.




Standard Solid Paint Scheme




Available Special Two-Tone



Available Exterior Decor Package



GMC TRUCK
GOES FOR THE GOLD



Official Truck of the XXIIIrd Olympic Games Los Angeles 1984

LET'S GET IT TOGETHER.



BUCKLE UP!