


1 9 8 4 C H E V Y T R U C K S



SUBURBAN



**SUBURBAN OFFERS
MORE POWER,
MORE PASSENGER
ROOM, MORE
PAYLOAD THAN
ANY CAR-TYPE
WAGON.**

The more powerful the engine and the more room inside, the bigger the jobs that can be done. That's Suburban. Take towing, for example. A Series C20 Suburban with an optional 454-cu.-in. V8 gas engine and Heavy-Duty Trailering Package can move up to 15,500 lbs., including itself, passengers, equipment, cargo and trailer. No ordinary car-type wagon comes close. See the *Chevy Recreation & Trailering Guide* for details.

No ordinary car-type wagon can touch it for load space, either. Or available seating—up to nine passengers. And they'll sit in plush, luxurious comfort in any 1984 Chevy Suburban. See page 4 for the full Suburban luxury story.

**OPTIONAL 6.2 LITER V8
DIESEL.**

The 6.2L Diesel is so tough it was chosen by the Armed Forces to power the over 53,000 Chevy Blazers and Pickups it contracted for last year.

Shown on cover: C10 Suburban Silverado in Midnight Blue and Silver Metallic.

C10 Suburban Silverado shown in Indian Bronze Metallic and Doeskin.



the information you will find here may have been updated. Also, some of the equipment shown or described throughout this catalog is available as factory-installed options, dealer accessories changes at any time, without notice, in prices, colors, materials, equipment, specifications and models. Check with your Chevrolet dealer for complete information.

**HOW DOES
SUBURBAN FIT
SO MANY
PEOPLE AND SO
MUCH CARGO
INTO ONE
PLACE?
COMFORTABLY.**

SILVERADO.

Here are optional elegance and luxury that take a back seat to no ordinary wagon. You'll find richly upholstered materials, artfully tailored to give visual pleasure as well as physical comfort. Choose either cut-pile velour Custom Cloth upholstery or leather-grain Custom Vinyl.

CUSTOM DELUXE.

Suburban's standard trim (not shown) is worthy of the term *posh*. It includes a full-depth, foam-cushioned front seat with a new grained vinyl material that provides a tough, rich appearance. Also included: a cockpit-type instrument cluster.



SCOTTSDALE.

A second option in unabashed luxury, shown above, this Suburban trim package includes a color-keyed, insulated


headliner. New leather-grain vinyl in two colors. Cut-pile velour Custom Cloth upholstery or leather-grain Custom Vinyl seat trim is available.

RECLINING BUCKET SEATS.

New for '84 Suburban are available front reclining bucket seats, with folding armrests, deep cushioned for comfort.



Silverado interior shown in Blue with optional second and third seat for nine-passenger seating.



**LOOK AT ALL
SUBURBAN CAN DO. BEFORE
IT EVEN STARTS TO MOVE.**

With its optional second and third seats, the Suburban accommodates up to nine people. And you still have a whopping 35 cu. ft. of cargo space in back. You can expand that all the way up to 144 cu. ft. by removing the quick-release third seat and folding the second seat flat. And Suburban's tough truck build means it can be equipped to carry payloads of up to 3,908 lbs., including people, cargo and equipment.





THE BIG SHIFT.

Freedom to ride where the roads don't reach. Freedom to switch to 4WD *High* without stopping. Just put it into 4WD, and cut loose.

2WD TO 4WD WITHOUT STOPPING.

When you shift from 2WD to 4WD *High* at speeds under 25 MPH, Suburban's automatic-locking front hubs engage, so you don't have to stop and get out to set them. To switch back

to 2WD, simply stop the vehicle, shift into 2WD, slowly back up about ten feet, then go on your way. Even with 4WD, the Suburban's entry height is a convenient 21.6 to 23.6 inches.




AN OPEN CHOICE. TWO WAYS TO LOAD AND UNLOAD SUBURBAN.

Choose double rear doors that swing open 37 inches high and

nearly 60 inches wide. Or specify the optional wagon-type, bottom-hinged tailgate that gives you a convenient loading platform.





K20 Suburban Silverado shown in Lt. Blue Metallic and Midnight Blue.

MAKE YOUR SUPERWAGON EVEN MORE SUPERSPECIAL.*

Popular options for your Suburban:


1. Roof luggage rack with air deflector (dealer-installed accessory).
2. GM-Delco radio options include AM and AM/FM radio, AM/FM stereo, AM/FM stereo with cassette player.
3. Below Eyeline mirrors.
4. Rally wheels**
5. Styled wheels**
6. Wheel covers.
7. Gage-type instrument clusters (standard on Silverado). Electronic speed control with resume feature also allows you to increase or decrease set speed 1 MPH at a time.

*Some options may require the purchase of other options. See your dealer for details.

**Tires supplied by various manufacturers.



1.



3.



2.



4.



5.



6.




7.

APPEARANCE AND CONVENIENCE OPTIONS

	C10	C20	K10	K20		C10	C20	K10	K20
Air Conditioning, Front	0	0	0	0	AM/FM Stereo Radio	0	0	0	0
Air Conditioning, Front & Rear	0	0	0	0	AM/FM Stereo w/ Cassette Tape	0	0	0	0
Bright Metal Wheel Covers	0	0	0	0	Hi-Beam Halogen Headlamps	0	0	0	0
Bucket Seats	0	0	0	0	Headlamp Warning Buzzer	0	0	0	0
Bumpers					Headliner, Full Length, Interior	0	0	0	0
Chromed Front Bumper Guards	0	0	0	0	Heater, Rear	0	0	0	0
Deluxe Front and Rear	0	0	0	0	Intermittent Windshield Wipers	0	0	0	0
Cigarette Lighter	0	0	0	0	Mirrors				
Color Keyed Floor Mats	0	0	0	0	Painted Below Eyeline	0	0	0	0
Comfortin' Steering Wheel	0	0	0	0	Stainless Steel Below Eyeline	0	0	0	0
Deluxe Front Appearance Package	0	0	0	0	Stainless Steel Campers	0	0	0	0
Electric Clock w/ Quartz Movement	0	0	0	0	Moldings				
Glass, Deep Tinted	0	0	0	0	Body Side - Black	0	0	0	0
Deluxe Molding Package - Single	0	0	0	0	Body Side - Bright	0	0	0	0
Door Edge Guards	0	0	0	0	Custom Molding Package - Black	0	0	0	0
Operating Convenience Package					Windshield Antenna	0	0	0	0
Power Door Locks	0	0	0	0	Roof Marker Lamps	0	0	0	0
Power Windows	0	0	0	0	Seat, 3-Passenger Folding Center	0	0	0	0
Paint Options					Seat, 3-Passenger Rear & Center	0	0	0	0
Special Two-Tone Paint	0	0	0	0	Tailgate, Electric Window	0	0	0	0
Exterior Decor Package	0	0	0	0	Tailgate, Electric Window w/ Onlogger	0	0	0	0
GM Delco Radios & Accessories					Wheels, Rally	0	0	0	0
AM Radio	0	0	0	0	Wheels, Styled	0	0	0	0
AM/FM Radio	0	0	0	0	0 - Optional				

COLORS



A WORD ABOUT ASSEMBLY, COMPONENTS AND OPTIONAL EQUIPMENT IN THESE CHEVROLET PRODUCTS. The Chevy Suburbans described in this catalog (Series C10, C20, K10 and K20) are assembled at facilities of GM Truck & Bus Group. These vehicles incorporate thousands of different components produced by various

divisions of General Motors and by various suppliers to General Motors. From time to time during the manufacturing process, it may be necessary, in order to meet public demand for particular vehicles or equipment, or to meet federally mandated emissions, safety and fuel economy requirements, or for other reasons, to

produce these products with different components or differently sourced components than initially scheduled. All such components have been approved for use in these Chevrolet products and will provide the quality performance associated with the Chevrolet name. With respect to factory-installed extra-cost optional equipment,

make certain you specify the type of equipment you desire on your vehicle when ordering it from your dealer. Some options may be unavailable when your vehicle is built. Your dealer receives advice regarding current availability of options. You may ask your dealer for this information. GM also requests the dealer to advise you

if an option you ordered is unavailable. We suggest that you verify that your vehicle includes the optional equipment you ordered or, if there are changes, that they are acceptable to you. These vehicles are also available under the GMC nameplate (GMC Suburban Series C1500, C2500, K1500 and K2500).

1984 SUBURBAN SPECIFICATIONS—DIESEL

SERIES	C10 2-WHEEL DRIVE		C20 2-WHEEL DRIVE		K10 4-WHEEL DRIVE		K20 4-WHEEL DRIVE	
	7000	8000	Standard	Optional	Standard	Optional	Standard	Optional
AVAILABILITY	Standard	Optional	Standard	Optional	Standard	Optional	Standard	Optional
ENGINE—CYLINDER (cu. in.)	5.7L (378)	—	5.7L (378)	—	5.7L (378)	—	5.7L (378)	—
FRONT SUSPENSION	Type Spring Capacity (lb.)	3400	Independent Coil Springs	—	3000	—	Revised Driving Axle—Leaf Springs	3000
REAR SUSPENSION	Leaf Type Capacity (lb.)	4000	Semi-Floating	6000	4000	—	Semi-Floating	6000
BRAKES	Disc/Drum	Power	Power	Power	Power	—	Power	Power
STEERING	Type	Power	Power	Power	Power	—	Power	Power
TRANSMISSION	Manual	—	—	—	—	—	—	—
TRANSFER CASE—Automatic Locking Front Hubs	4-Spd. Automatic O.D.	—	3-Spd. Automatic	4-Spd. Automatic O.D.	4-Spd. Automatic O.D.	—	3-Spd. Automatic	4-Spd. Automatic O.D.
TIRE SIZE—PUBLISHED	P235 750-15XL	—	LT235 85R-16 (SFI) (S1)	—	P235 750-15	New Process 200	LT235 85R-16 (SFI) (S1)	New Process 200

Tire load range: D (18 PR), E (18 PR). *Larger Size Tubeless Tires Available.

1984 SUBURBAN SPECIFICATIONS—GAS

SERIES	C10 2-WHEEL DRIVE		C20 2-WHEEL DRIVE		K10 4-WHEEL DRIVE		K20 4-WHEEL DRIVE	
	8100-8500	9000	Standard	Optional	Standard	Optional	Standard	Optional
AVAILABILITY	Standard	Optional	Standard	Optional	Standard	Optional	Standard	Optional
ENGINE—LITER (cu. in.)	5.0L (305)**	5.7L (350)	5.7L (350)	7.4L (454)	5.7L (350)	—	5.7L (350)	—
FRONT SUSPENSION	Type Spring Capacity (lb.)	3250	Independent Coil Springs	—	3000	—	Revised Driving Axle—Leaf Springs	3000
REAR SUSPENSION	Leaf Type Capacity (lb.)	4000	Semi-Floating	6000	4000	—	Semi-Floating	6000
BRAKES	Disc/Drum	Power	Power	Power	Power	—	Power	Power
STEERING	Type	Manual	Power	Manual	Power	—	Power	Power
TRANSMISSION	Manual	—	—	—	4-Spd.	—	4-Spd.	—
TRANSFER CASE—Automatic Locking Front Hubs	4-Spd. Automatic O.D.	—	—	—	4-Spd. Automatic O.D.	—	4-Spd. Automatic O.D.	—
TIRE SIZE—PUBLISHED	P235 750-15	—	LT235 85R-16 (SFI) (S1)	—	P235 750-15	New Process 200	LT235 85R-16 (SFI) (S1)	New Process 200

*Not available in California. **Tire load range—D (18 PR), E (18 PR). **Full-leafing design included with 7.4L 454 engine. †Electronic Spark Control—High Compression Engine. ‡Larger Size Tubeless Tires Available.

PERFORMANCE AND HEAVY-DUTY EQUIPMENT OPTIONS

	C10	C20	K10	K20	C10	C20	K10	K20
Anti-Creep Propeller	0	0	0	0	0	0	0	0
Auxiliary Battery	0	0	0	0	0	0	0	0
Cast Chrome Package	0	0	0	0	0	0	0	0
Coolers (Engine Oil Transmission Oil)	0	0	0	0	0	0	0	0
Deadweight Trailer Hitch	0	0	0	0	0	0	0	0
Electronic Speed Control with Reserve and Accelerate Features	0	0	0	0	0	0	0	0
Front End Shields	0	0	0	0	0	0	0	0
Front Stabilizer Bar	0	0	0	0	0	0	0	0
Front Stabilizer—Heavy Duty	0	0	0	0	0	0	0	0
Front Tow Hooks	0	0	0	0	0	0	0	0
Fuel Tank, 31-Gallon (31-Gallon (2))	0	0	0	0	0	0	0	0
Fuel Tank, 40-Gallon (41-Gallon (2))	0	0	0	0	0	0	0	0

THE GM CONTINUOUS PROTECTION PLAN. An option that offers service protection in addition to that provided by GM's new-vehicle limited warranty. Available only in the U.S. and Canada for the 1984 model year. Ask your dealer about this option.

EVERY CHEVY SUBURBAN'S NEW-VEHICLE LIMITED WARRANTY COVERS PERFORATION FROM CORROSION FOR THREE YEARS. Exhaust system components not included. Ask your Chevrolet dealer for details and other limitations.

1984 CHEVY SUBURBAN ENGINE LINEUP

DISPLACEMENT—LITER (cu. in.)	ENGINES WITH LT—MEDIUM-DUTY EMISSIONS FOR MODELS OF 9000-LB GVWR AND BELOW FOR ALL STATES			ENGINES WITH HEAVY-DUTY EMISSIONS FOR MODELS EXCEEDING 9000-LB GVWR FOR ALL STATES		
	5.0L (305)	5.7L (350)	7.4L (454)	5.7L (350)	7.4L (454)	8.0L (495)
ENGINE DISPLACEMENT CODE	L3000	L3500	L4500	L3500	L4500	L5000
BORE & STROKE	3.74 x 3.48	4.0 x 3.5	3.90 x 3.80	4.0 x 3.5	4.3 x 4.0	3.98 x 3.80
COMPRESSION RATIO	9.2 to 1	8.2 to 1	21.3 to 1	9.3 to 1	7.9 to 1	21.3 to 1
SAE NET HORSEPOWER @ RPM	100 @ 4000	105 @ 3800	130 @ 2000	100 @ 4000	250 @ 3600	135 @ 3600
SAE NET TORQUE (lb.-ft.) @ RPM	220 @ 2000	215 @ 1800	240 @ 2000	220 @ 2000	300 @ 2000	240 @ 2000

(A) Produced by GM—Chevrolet Motor Division.
(B) Produced by GM—Chevrolet Motor Division or GM of Canada.
(C) Produced by GM—Detroit Diesel Allison Division.
(D) Federal ratings. (E) California ratings. (F) Electronic Spark Control. (G) Not available in California.

1984 CHEVY WAGONS CATALOG. Check out the complete lineup of Chevy people- and cargo-carriers. They include 5-10 Blazer, full-size Blazer, Sportvan, Caprice Wagon and front-wheel-drive Cavalier and Celebrity Wagons. Ask your Chevy dealer for a copy.

A WORD ABOUT ENGINES. Some Chevrolet trucks are equipped with engines produced by other GM divisions, subsidiaries, or affiliated companies worldwide. See your Chevrolet dealer for details. Let's get it together...buckle up!



CHEVY TOUGH IS TAKING CHARGE